






KG-100ZN Power Socket for Smart Home


After connecting with alarm host, KG-100Z is not just a remote switch. Its stand-alone solution can fit well to your smart home by time-switch, energy saving, ease use of electricity.


Features

- 

Wireless communication with Alarm Host
- 

Remote control through cellphone
- 

Anti High-frequency interference
- 

Rolling code for anti-crack
- 

Super low power consumption

Specifications

Model Name	KG-100ZN(Smart Power Socket)
Working Voltage	AC100V~220V 50/60HZ
Output Maximum Power	2500W
Maximum output voltage/Current of Single Circuit	AC250V/10A
Consumption	Standard :24MW Max : 840MW
Temperature	-30℃ ~85℃
Humidity	5%~95%RH
Radio Frequency	915MHZ/FSK

Direction for Use

1. Open Ansee APP or alarm host web page, and add the smart socket through learning or scanning barcode.
2. Install the smart socket for the appliance that needs to be controlled and power on for the socket. Then user can control it remotely through cellphone app, or set timer on/off.
3. The button in the socket also can control power.

Attentions

- 1* Make sure the maximum power of appliance is less than the maximum power of smart socket.
- 2* This smart socket is suitable for pure resistance load home appliances.
- 3* Need to connect with alarm host to achieve time-switch and remote control.